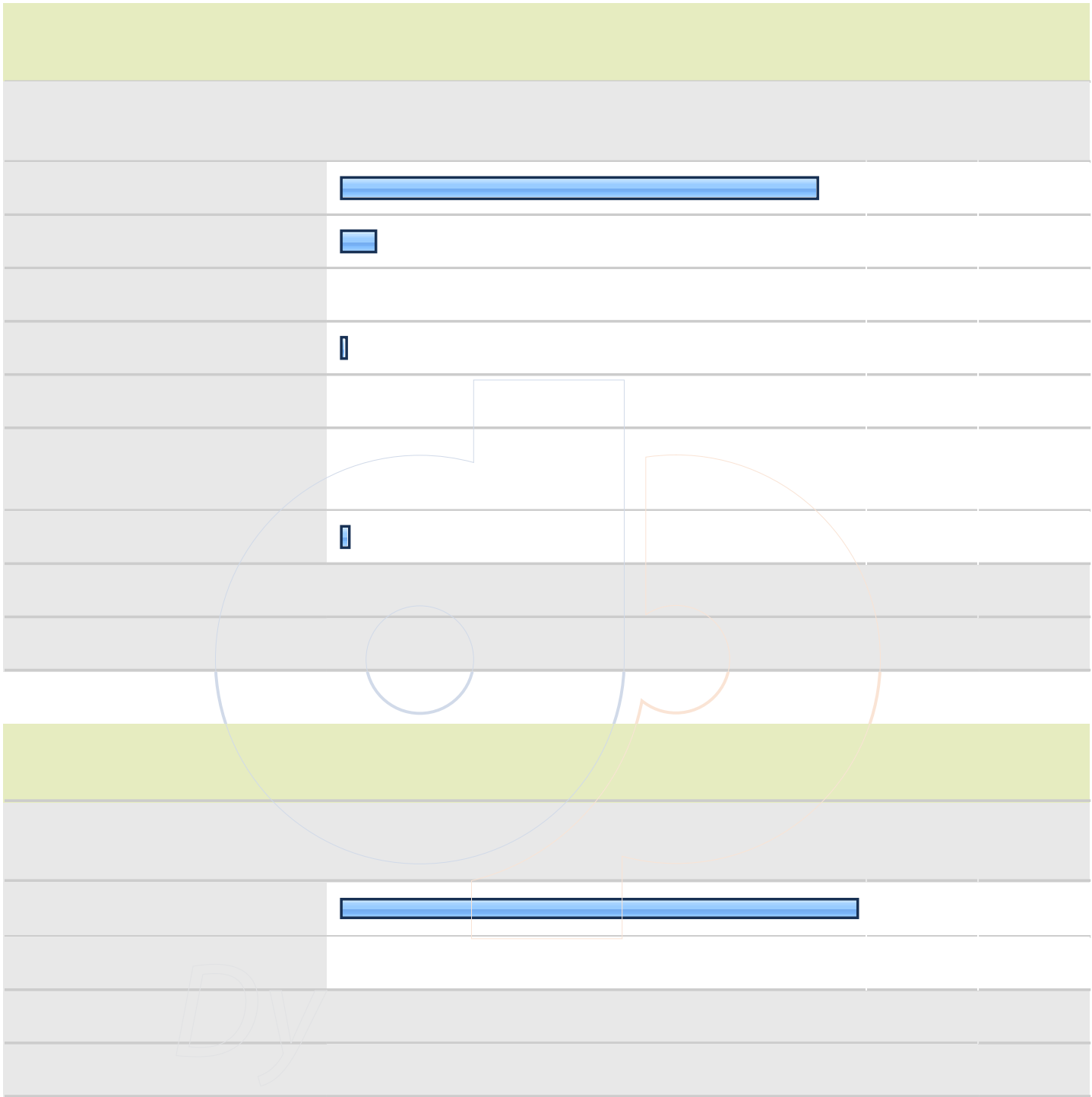




Dy





### 5. 5. What is your residency classification at MSU?

		Response Percent	Response Count
In-state		81.4%	153
Out-of-state		18.6%	35
International		0.0%	0
<b>answered question</b>			<b>188</b>
<b>skipped question</b>			<b>1</b>



### 5. 5. What is your residency classification at MSU?

Blank response area for the first question.

Blank response area for the second question.

Response area for the second question containing a horizontal bar chart with four blue bars of decreasing length. A large blue circle and a large orange circle are overlaid on the chart area.

Blank response area for the third question.

Blank response area for the third question.

Response area for the third question containing two horizontal blue bars of equal length. A large blue circle and a large orange circle are overlaid on the chart area.

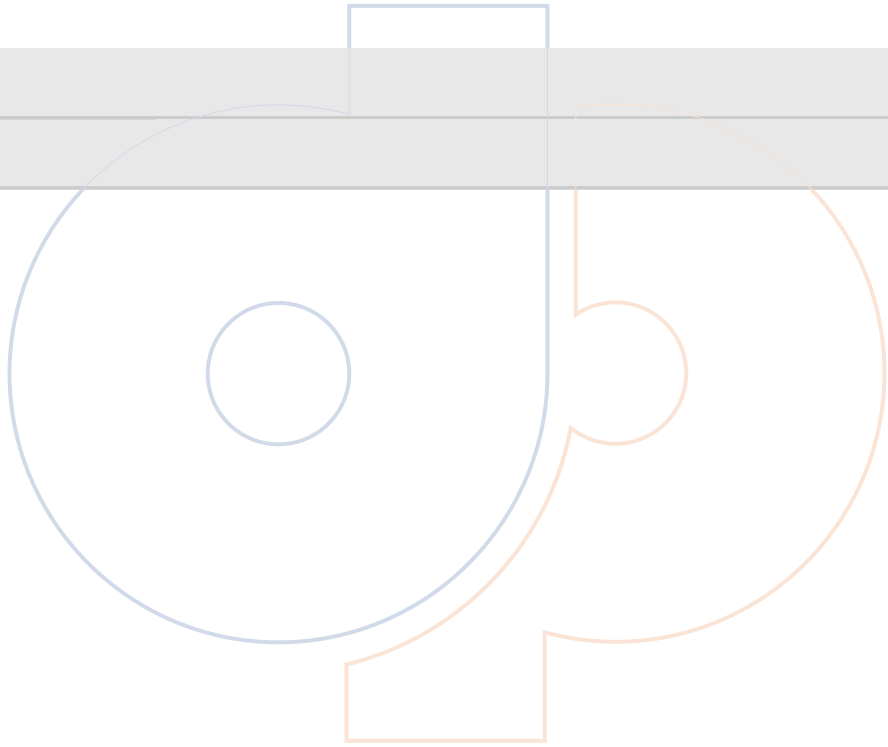
Blank response area for the fourth question.



*Dy*

[Redacted]	
[Redacted]	[Redacted]
[Redacted]	[Redacted]
[Redacted]	[Redacted]

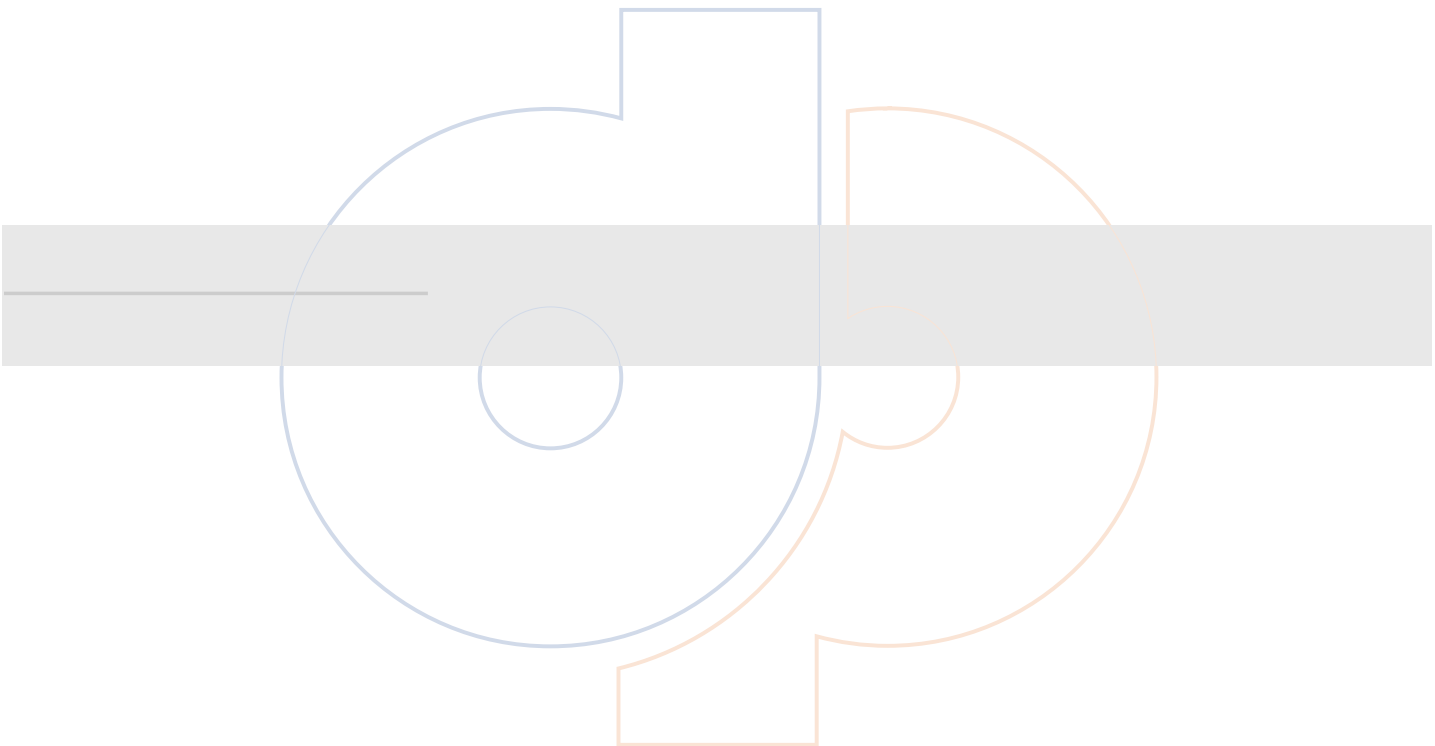

[Redacted]	
[Redacted]	[Redacted]



Dy

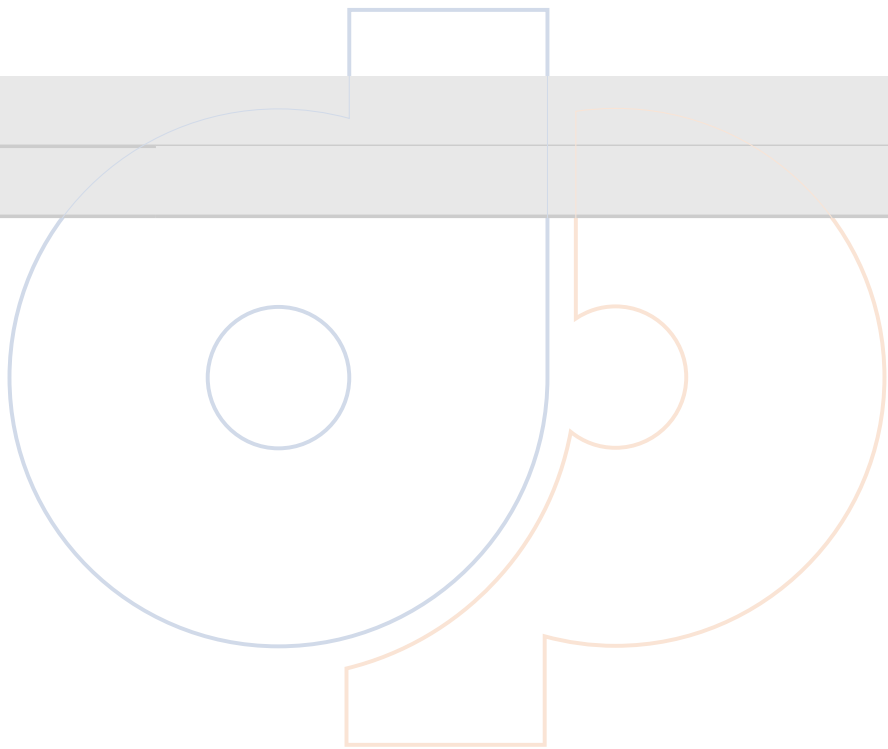
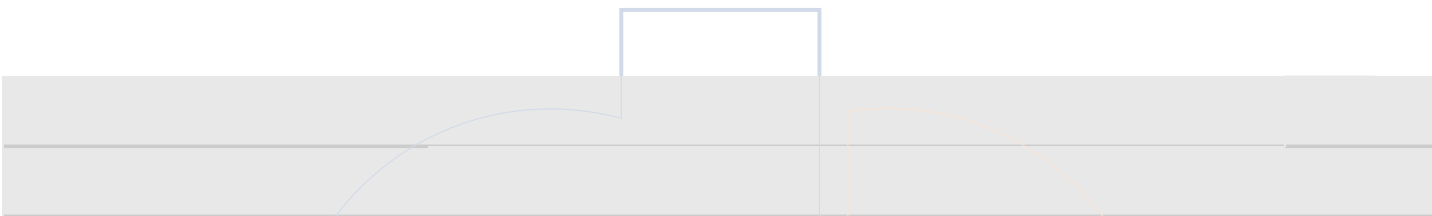




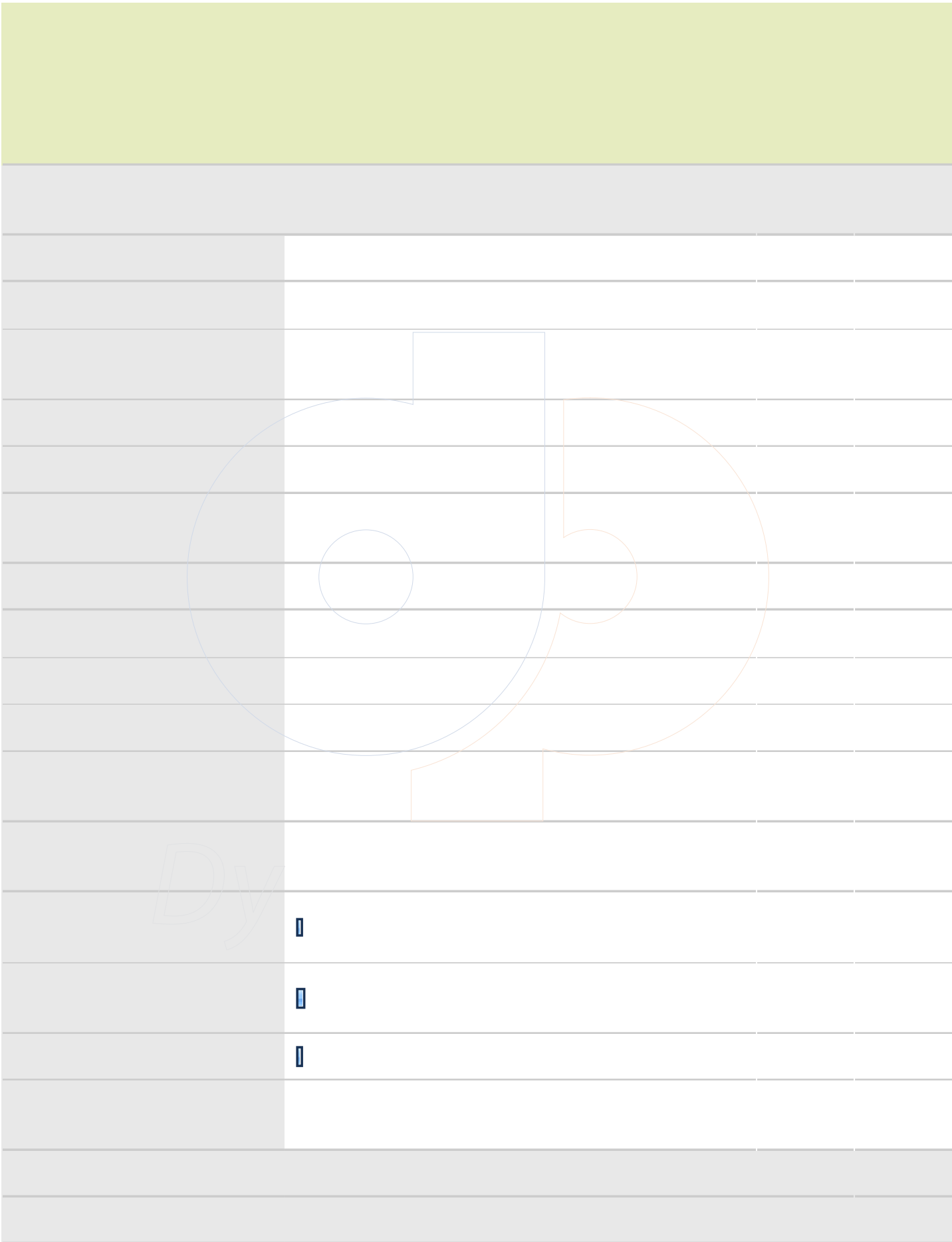


Dy






*Dy*




**17. 17. Please identify the program/major in which you are earning a degree. If you have a double major, check both of your majors. (Note: Liberal Arts and Integrated Studies Students, check Liberal Arts or Integrated Studies. Do not check your field of study as a major.)**

Civil Engineering Technology (bachelor's)		0.0%	0
Communication Disorders	<input type="checkbox"/>	10.6%	20
Community Health		0.0%	0
Computer Information Systems		0.0%	0
Computer Science		0.0%	0
Creative Writing (BFA)		0.0%	0
Criminal Justice	<input type="checkbox"/>	7.9%	15
Economics		0.0%	0
Electromechanical Engineering Technology		0.0%	0
<b>Elementary School Education</b>	<input checked="" type="checkbox"/>	<b>26.5%</b>	<b>50</b>
Engineering Graphics & Design		0.0%	0
Engineering Physics		0.0%	0
English		0.0%	0
English Education (TESOL)		0.0%	0
Exercise Science		0.0%	0
Finance		0.0%	0
French		0.0%	0
General Studies (associate's)		0.0%	0
Geosciences		0.0%	0
German		0.0%	0
<b>answered question</b>			<b>189</b>
<b>skipped question</b>			<b>0</b>



*Dy*







**17. 17. Please identify the program/major in which you are earning a degree. If you have a double major, check both of your majors. (Note: Liberal Arts and Integrated Studies Students, check Liberal Arts or Integrated Studies. Do not check your field of study as a major.)**

Middle School Education	<input checked="" type="checkbox"/>	14.3%	27
Music	<input type="checkbox"/>	0.0%	0
Music Business	<input type="checkbox"/>	0.0%	0
Nonprofit Leadership Studies	<input checked="" type="checkbox"/>	6.3%	12
Nursing	<input type="checkbox"/>	0.0%	0
Nursing/RN to BSN	<input type="checkbox"/>	0.0%	0
Nutrition, Dietetics, & Food Mgmt	<input type="checkbox"/>	0.0%	0
Occupational Safety and Health	<input type="checkbox"/>	0.0%	0
Organizational Communication	<input type="checkbox"/>	0.5%	1
Philosophy	<input type="checkbox"/>		
	<input type="checkbox"/>		
	<input type="checkbox"/>		
	<input type="checkbox"/>		
	<input checked="" type="checkbox"/>		
	<input type="checkbox"/>		
	<input type="checkbox"/>		
	<input type="checkbox"/>		
<b>answered question</b>			<b>189</b>
<b>skipped question</b>			<b>0</b>

**17. 17. Please identify the program/major in which you are earning a degree. If you have a double major, check both of your majors. (Note: Liberal Arts and Integrated Studies Students, check Liberal Arts or Integrated Studies. Do not check your field of study as a major.)**

Television Production	0.0%	0
Theatre	0.0%	0
Wildlife & Conservation Biology	0.0%	0
<b>answered question</b>		<b>189</b>
<b>skipped question</b>		<b>0</b>

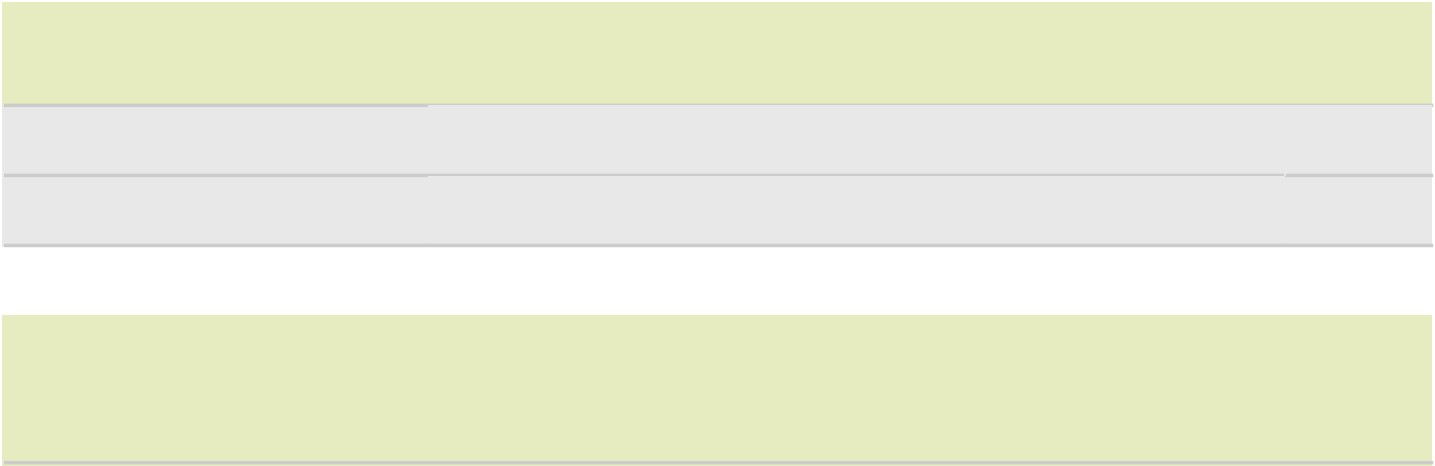
**18. 20. What is the highest degree you eventually hope to receive?**

		Response Percent	Response Count
Associate		0.5%	1
Baccalaureate		20.1%	38
<b>Graduate</b>		<b>66.1%</b>	<b>125</b>
Professional		13.2%	25
<b>answered question</b>		<b>189</b>	
<b>skipped question</b>		<b>0</b>	

### 19. 21. Which best describes your situation?

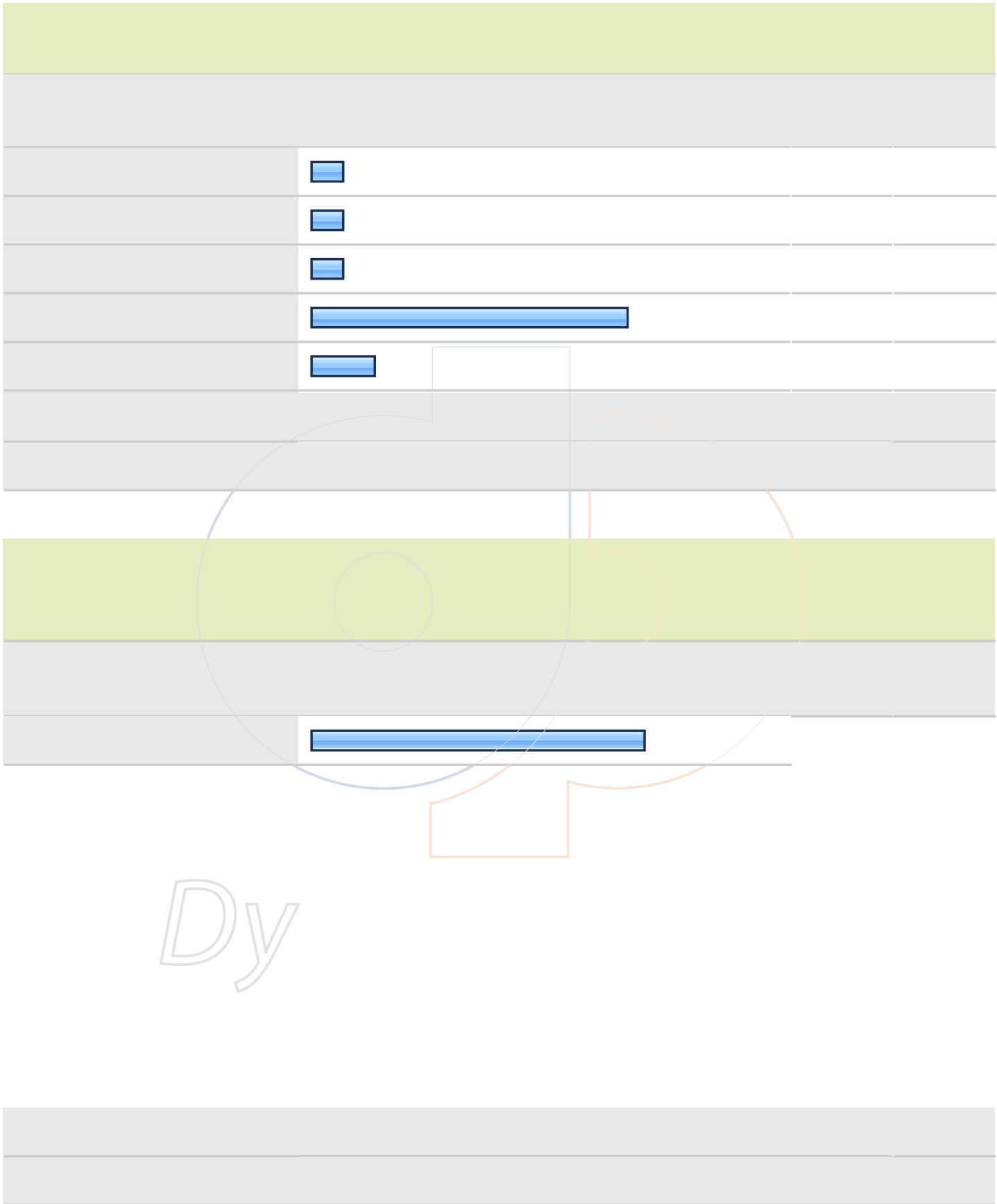
		Response Percent	Response Count
Did not change major/area		57.1%	108
Did not initially declare major/area		4.2%	8
Changed major/area		38.6%	73
		<b>answered question</b>	<b>189</b>
		<b>skipped question</b>	<b>0</b>






*Dy*




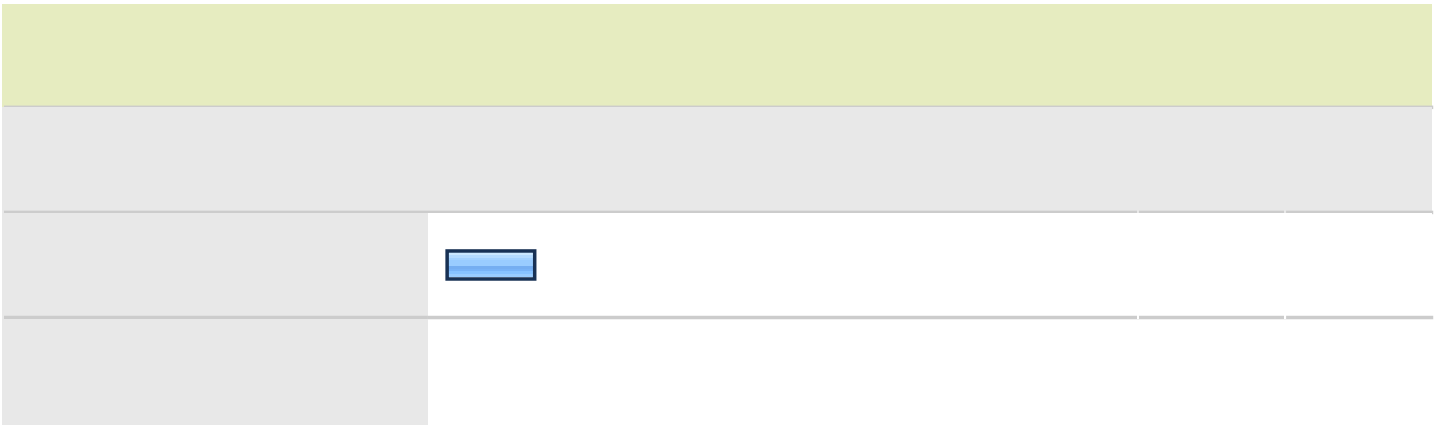




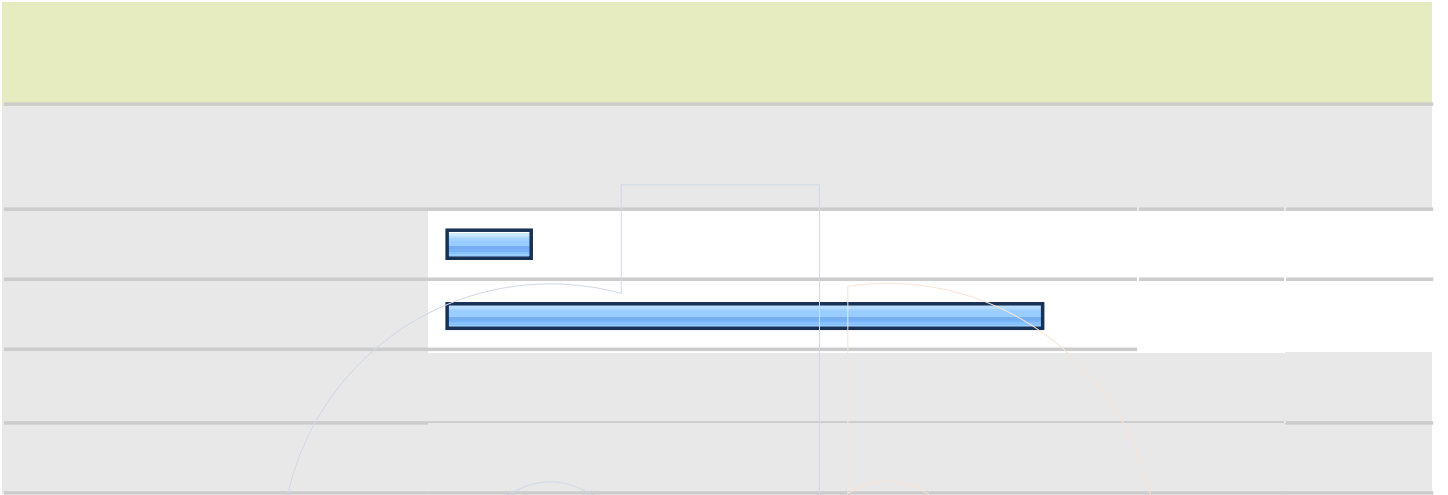

Dy



answered question




Dy







Dy





### 31. 33. Which statement best describes your experience with academic advising in your major/area?


		Response Percent	Response Count
Cannot judge; I did not make use of the opportunity.		0.5%	1
<b>I was satisfied with information my adviser provided.</b>		<b>87.2%</b>	<b>164</b>
Advice was inaccurate, incomplete, or misleading.		11.2%	21
My adviser was not available.		1.1%	2
		<b>answered question</b>	<b>188</b>
		<b>skipped question</b>	<b>1</b>

Dy

**31. 33. Which statement best describes your experience with academic advising in your major/area?**

answered question 188

skipped question 1





*Dy*



**32. Questions 34-48 For each of these items, indicate the extent to which you were satisfied.**

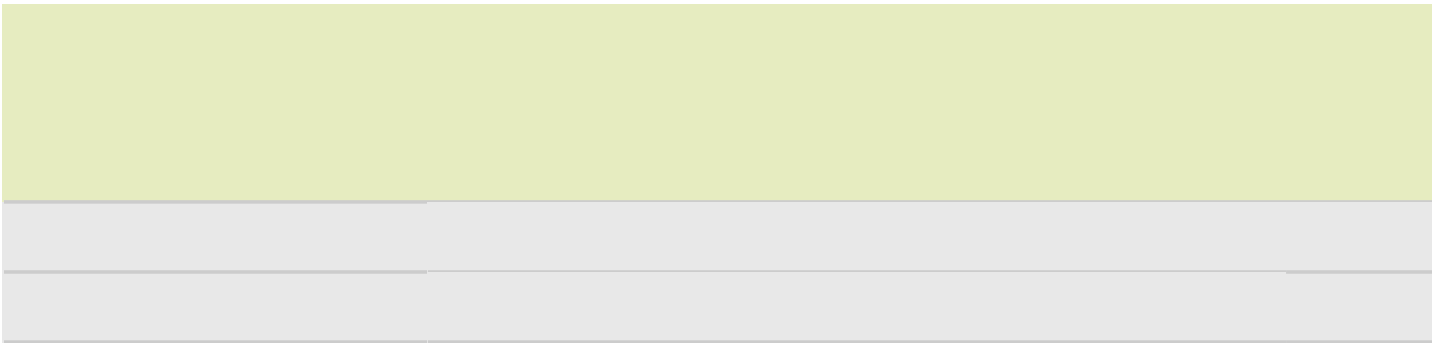
						(108)	
46 Effectiveness of library personnel in meeting your information needs	32.6% (57)	<b>60.0% (105)</b>	5.1% (9)	2.3% (4)	3.23	175	
47. Access to on-hand or electronic library resources	35.2% (63)	<b>59.2% (106)</b>	3.4% (6)	2.2% (4)	3.27	179	
48. Computer, individual and group work spaces available within University Libraries (Waterfield, Pogue and Overby)	31.6% (56)	<b>61.6% (109)</b>	5.6% (10)	1.1% (2)	3.24	177	
						<b>answered question</b>	<b>179</b>
						<b>skipped question</b>	<b>10</b>

Dy


**33. Questions 49-55 University Studies is designed to offer you a broad base of skills and knowledge and to prepare you for upper division study. Please indicate how effective University Studies at Murray State was in helping you achieve these goals.**

	Very effective	Effective	Ineffective	Very ineffective	Rating Average	Rating Count
49. Writing skills	31.0% (54)	<b>62.6% (109)</b>	6.3% (11)	0.0% (0)	3.25	174
50. Speaking skills	32.8% (57)	<b>64.9% (113)</b>	2.3% (4)	0.0% (0)	3.30	174
51. Critical thinking skills	37.4% (65)	<b>58.0% (101)</b>	3.4% (6)	1.1% (2)	3.32	174
52. Technology skills/computer skills	25.9% (45)	<b>65.5% (114)</b>	7.5% (13)	1.1% (2)	3.16	174
53. General knowledge in the liberal arts and sciences	23.6% (41)	<b>68.4% (119)</b>	7.5% (13)	0.6% (1)	3.15	174
54. International perspectives	23.6% (41)	<b>65.5% (114)</b>	9.8% (17)	1.1% (2)	3.11	174
55. Stimulation of interest in areas outside your chosen field of study	28.2% (49)	<b>63.8% (111)</b>	5.7% (10)	2.3% (4)	3.18	174
<b>answered question</b>						<b>175</b>
<b>skipped question</b>						<b>14</b>

Dy



*Dy*



68. International student support services	6.0% (10)	15.5% (26)	0.6% (1)	0.0% (0)	<b>78.0% (131)</b>	3.24	168
69. Internet and wireless access							


**34. Questions 56-89** For each of these services, activities or programs that you used, please indicate the extent to which you were satisfied that they met your needs. For those that you did not use, mark the "Did Not Use" option.

82. Student Disability Services (SDS)	10.2% (17)	14.4% (24)	0.6% (1)	0.0% (0)	<b>74.9%</b> <b>(125)</b>	3.38	167	
83. Transcript requests	17.9% (30)	<b>51.2%</b> <b>(86)</b>	4.2% (7)	1.2% (2)	25.6% (43)	3.15	168	
84. Student Support Services (SSS)	14.4% (24)	21.0% (35)	0.6% (1)	0.0% (0)	<b>64.1%</b> <b>(107)</b>	3.38	167	
85. Transfer Center	16.8% (28)	32.9% (55)	1.8% (3)	1.2% (2)	<b>47.3%</b> <b>(79)</b>	3.24	167	
86. University Counseling Services	7.2% (12)	19.8% (33)	1.2% (2)	1.2% (2)	<b>70.7%</b> <b>(118)</b>	3.12	167	
87. Veteran Services	4.2% (7)	11.4% (19)	0.0% (0)	0.6% (1)	<b>83.7%</b> <b>(139)</b>	3.19	166	
88. Wellness Center	29.2% (49)	<b>34.5%</b> <b>(58)</b>	2.4% (4)	0.0% (0)	33.9% (57)	3.41	168	
89. Women's Center	7.8% (13)	17.5% (29)	0.6% (1)	0.6% (1)	<b>73.5%</b> <b>(122)</b>	3.23	166	
<b>answered question</b>							<b>169</b>	
<b>skipped question</b>							<b>20</b>	

Dy

### 35. 90. To what extent did you participate in Residential College activities?

		Response Percent	Response Count
Did not participate		51.8%	87
Frequently		10.1%	17
Occasionally		20.2%	34
Seldom		17.9%	30
answered question			168
skipped question			21



Dy

### 35. 90. To what extent did you participate in Residential College activities?

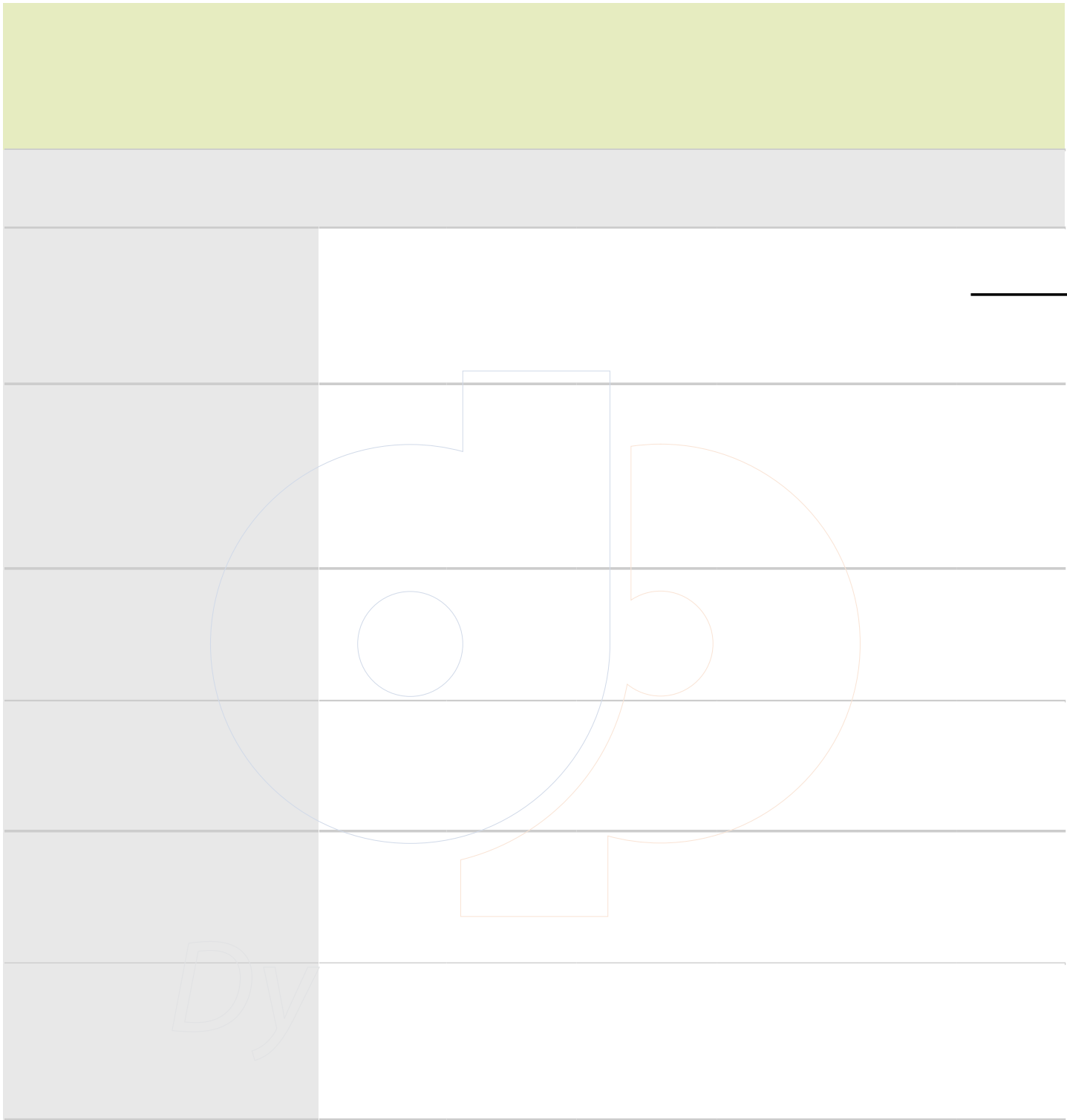
answered question	168
skipped question	21

### 36. 91. Which phrase best describes your opinion of Residential Colleges?

	Response Percent	Response Count
Not familiar with Residential Colleges	43.7%	73
Very positive	16.8%	28
answered question		167
skipped question		22

### 

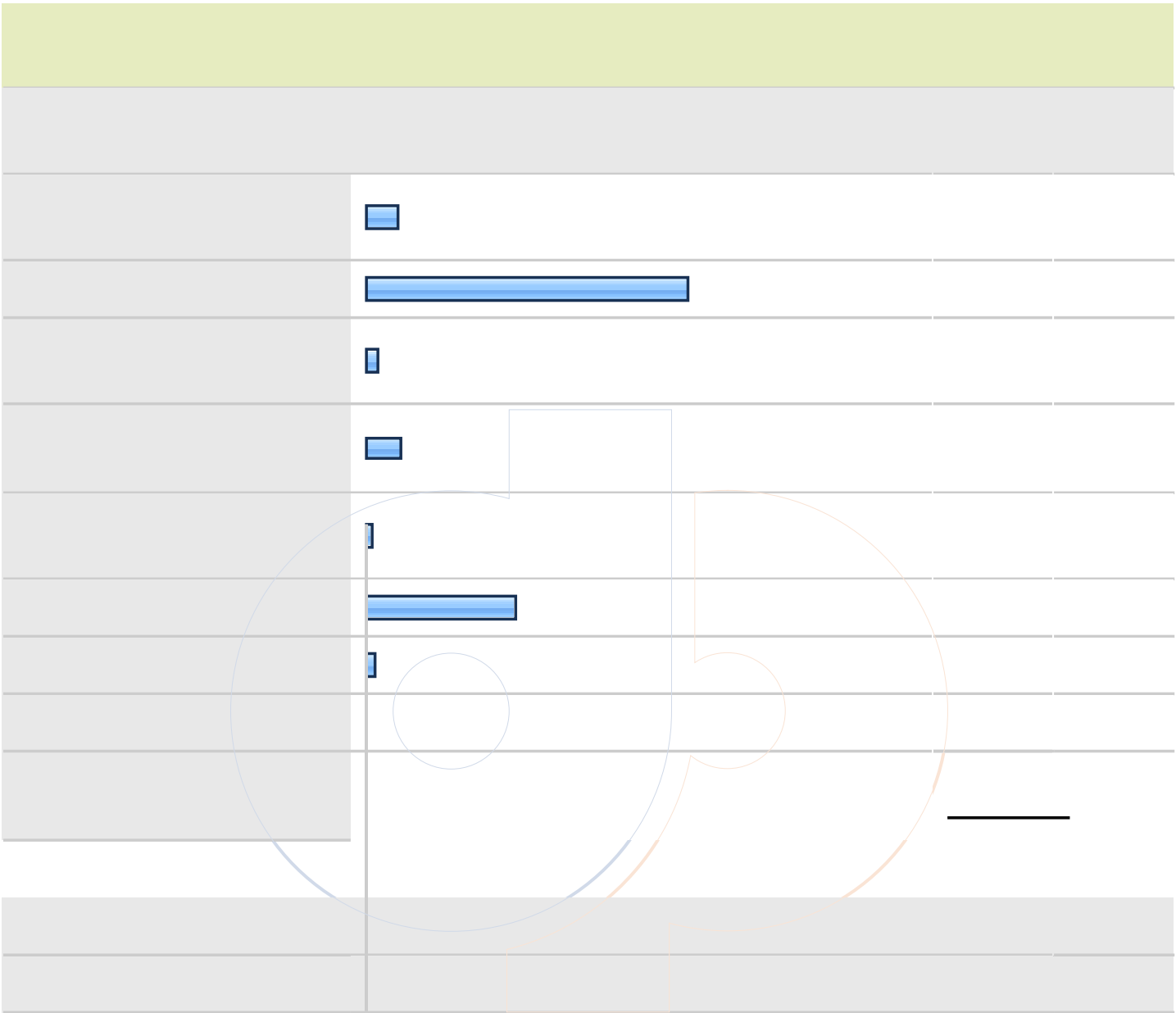


**38. Questions 93-102 The University has formulated ten desired "Characteristics of the Murray State University Graduate." Please indicate how effective your MSU experience was in enhancing your abilities in each area.**

100. Understand the importance of the behaviors necessary to maintain a healthy lifestyle;	40.0% (64)	<b>55.0% (88)</b>	4.4% (7)	0.6% (1)	3.34	160
101. Demonstrate mastery of a chosen field of study;	41.3% (66)	<b>57.5% (92)</b>	0.6% (1)	0.6% (1)	3.39	160
102. Value intellectual pursuit and continuous learning in a changing world.	41.3% (66)	<b>56.3% (90)</b>	2.5% (4)	0.0% (0)	3.39	160
<b>answered question</b>						<b>160</b>
<b>skipped question</b>						<b>29</b>

Dy









Dy


### 39. 103. What do you expect to do after you graduate?

answered question	166
skipped question	23

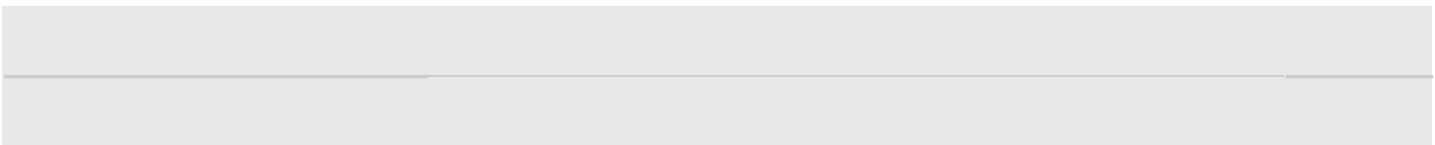
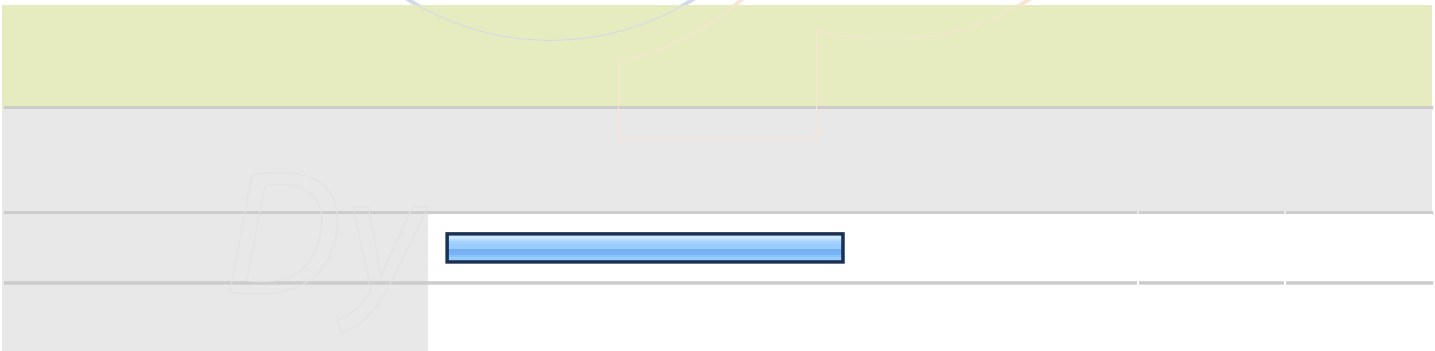


### 40. 104. If you are already employed, how closely related is your job to your field of study?

		Response Percent	Response Count
Extremely close		16.0%	26
Somewhat close		13.6%	22
Somewhat different		3.1%	5
Extremely different		6.2%	10
I cannot determine		1.9%	3
<b>Does not apply</b>		<b>59.3%</b>	<b>96</b>
		<b>answered question</b>	<b>162</b>
		<b>skipped question</b>	<b>27</b>

Dy



Dy



#### 44. Feedback:

	Response Count
	22
answered question	22
skipped question	167



**45. 17. Please identify the program/major in which you are earning a degree. If you have a double major, check both of your majors. (Note: Liberal Arts and Integrated Studies Students, check Liberal Arts or Integrated Studies. Do not check your field of study as a major.)**

	Response Percent	Response Count
Accounting	0.0%	0
Advertising	0.0%	0
Business Administration (associate's)	0.0%	0
Business Administration (bachelor's)	0.0%	0
Business GIS (certificate)	0.0%	0
Computer Information Systems	0.0%	0
Computer Science	0.0%	0
Economics	0.0%	0
Finance	0.0%	0
Graphic Communications Media	0.0%	0
International Business	0.0%	0
Journalism	0.0%	0
Management	0.0%	0
Marketing	0.0%	0
Organizational Communication	0.0%	0
Public Relations	0.0%	0
Television Production	0.0%	0
Telecommunications Systems Mgmt	0.0%	0
<b>answered question</b>		<b>0</b>
<b>skipped question</b>		<b>189</b>




**45. 17. Please identify the program/major in which you are earning a degree. If you have a double major, check both of your majors. (Note: Liber1.082.3284 Tmm/major in w**


Career & Technical Education (associate's)	0.0%	0
Career & Technical Education (bachelor's)	0.0%	0
Criminal Justice	0.0%	0
Elementary School Education	0.0%	0
Health & Physical Education	0.0%	0
Interdisciplinary Early Childhood Education	0.0%	0
Learning & Behavior Disorders	0.0%	0
Middle School Education	0.0%	0
Recreation & Leisure Services	0.0%	0
Social Work	0.0%	0
Youth & Nonprofit Leadership	0.0%	0
Art	0.0%	0
Creative Writing (BFA)	0.0%	0
English	0.0%	0
English Education (TESOL)	0.0%	0
Philosophy	0.0%	0
International Affairs	0.0%	0
Political Science	0.0%	0
Public Administration	0.0%	0

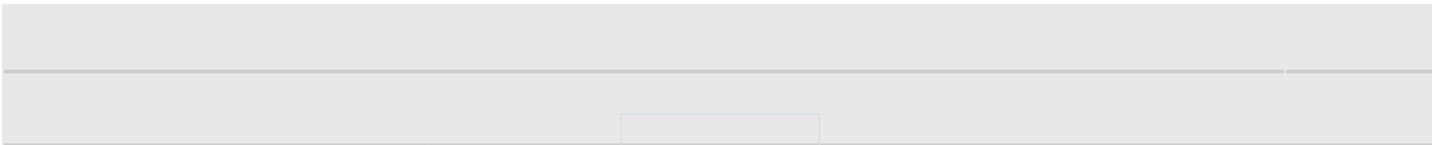


**45. 17. Please identify the program/major in which you are earning a degree. If you have a double major, check both of your majors. (Note: Liberal Arts and Integrated Studies Students, check Liberal Arts or Integrated Studies. Do not check your field of study as a major.)**

Sociology	0.0%	0
History	0.0%	0
Liberal Arts	0.0%	0
French	0.0%	0
German	0.0%	0
Japanese	0.0%	0
Spanish	0.0%	0
Music	0.0%	0
Music Business	0.0%	0
Psychology	0.0%	0
Theatre	0.0%	0
Biology	0.0%	0
Wildlife & Conservation Biology	0.0%	0
Chemistry	0.0%	0
Applied Physics	0.0%	0
Engineering Physics	0.0%	0
Physics	0.0%	0
Geosciences	0.0%	0
Civil Engineering Technology (associate's)	0.0%	0
Civil Engineering Technology (bachelor's)	0.0%	0
<b>answered question</b>		<b>0</b>
<b>skipped question</b>		<b>189</b>



*Dy*





Dy