




Dy



### 3. 3. Ethnic Background

		Response Percent	Response Count
White		95.0%	19
Black/African-American		5.0%	1
Asian		0.0%	0
Hispanic/Latino		0.0%	0
American Indian/Alaskan Native		0.0%	0
Native Hawaiian/Other Pacific Islander		0.0%	0
Two or more races		0.0%	0
<b>answered question</b>			<b>20</b>
<b>skipped question</b>			<b>0</b>

### 4. 4. Are you a U.S. citizen?

		Response Percent	Response Count
Yes		100.0%	20
No		0.0%	0
<b>answered question</b>			<b>20</b>
<b>skipped question</b>			<b>0</b>

### 5. 5. What is your residency classification at MSU?

		Response Percent	Response Count
In-state		75.0%	15
Out-of-state		25.0%	5
International		0.0%	0
		<b>answered question</b>	<b>20</b>
		<b>skipped question</b>	<b>0</b>



### 5. 5. What is your residency classification at MSU?


answered question	20
skipped question	0

### 6. 6. Age

		Response Percent	Response Count
24 or younger		90.0%	18
25-34		10.0%	2
35-44		0.0%	0
45 or older		0.0%	0
		answered question	20
		skipped question	0

### 7. 7. Has either of your parents received a bachelor's degree?

		Response Percent	Response Count
Yes		63.2%	12
No		36.8%	7
		answered question	19
		skipped question	1



*Dy*

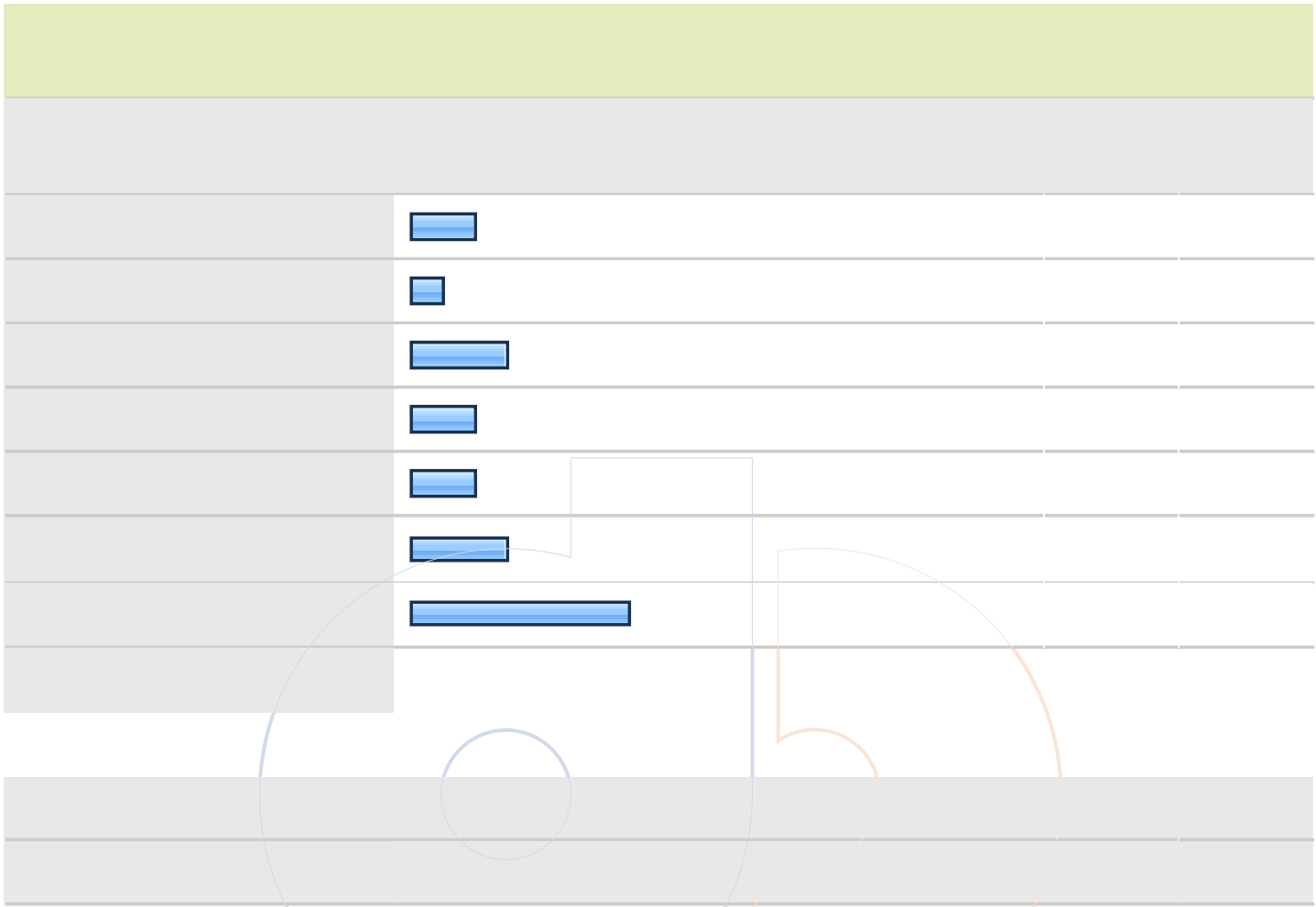
### 11. 11. Approximately what percent of your University Studies (general education) classes did you take at MSU?

		Response Percent	Response Count
Under 25%		50.0%	4
25-49%		12.5%	1
50-74%		25.0%	2
75-100%		12.5%	1
answered question			8
skipped question			12

### 12. 12. What has been your attendance status at MSU?

		Response Percent	Response Count
Primarily full-time			
answered question			20
skipped question			0

Dy





Dy







**13. 13. In which Residential College are you a member?**

answered question	20
skipped question	0

**14. 14. Have you ever received any type of Financial Aid while at MSU? (scholarships, grants, work-study, etc.)**

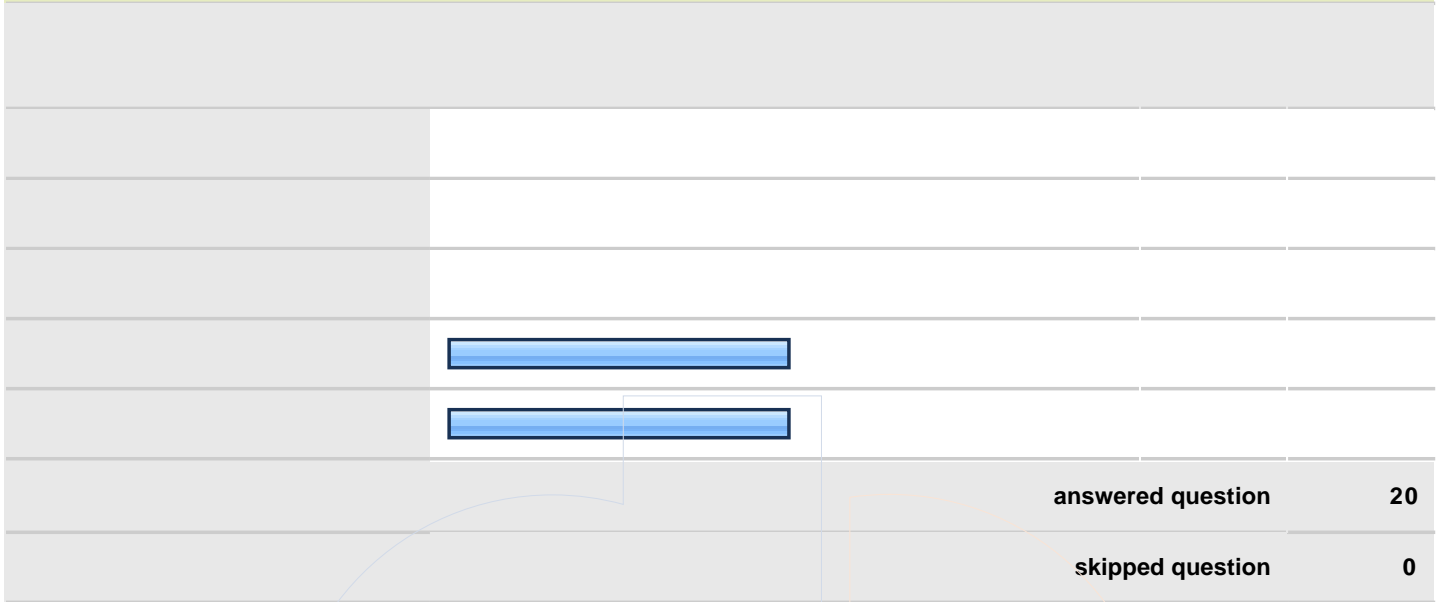
		Response Percent	Response Count
Yes		85.0%	17
No		15.0%	3
answered question			20
skipped question			0

**15. 15. How many years will it take you to complete your degree from the point of your initial enrollment in college (including any time at a previous institution)?**

		Response Percent	Response Count
Two		0.0%	0
Three		15.0%	3
Four		65.0%	13
Five		5.0%	1
Six		10.0%	2
More than six		5.0%	1
answered question			20
skipped question			0



**16. 16. In what range does your grade point average fall?**




Dy

**17. 17. Please identify the program/major in which you are earning a degree. If you have a double major, check both of your majors. (Note: Liberal Arts and Integrated Studies Students, check Liberal Arts or Integrated Studies. Do not check your field of study as a major.)**

	Response Percent	Response Count
Accounting	0.0%	0
Advertising	0.0%	0
Agricultural Science & Technology (associate's)	0.0%	0
Agricultural Science (bachelor's)	0.0%	0
Animal Technology/Animal-Equine	0.0%	0
Animal Technology/Vet Tech, Pre-Vet	0.0%	0
Applied Physics	0.0%	0
Art	0.0%	0
Athletic Training	0.0%	0
Biology	0.0%	0
Business Administration (associate's)	0.0%	0
Business Administration (bachelor's)	0.0%	0
Career & Technical Education (associate's)	0.0%	0
Career & Technical Education (bachelor's)	0.0%	0
Chemistry	0.0%	0
Civil Engineering Technology (associate's)	0.0%	0
	<b>answered question</b>	<b>20</b>
	<b>skipped question</b>	<b>0</b>

**17. 17. Please identify the program/major in which you are earning a degree. If you have a double major, check both of your majors. (Note: Liberal Arts and Integrated Studies Students, check Liberal Arts or Integrated Studies. Do not check your field of study as a major.)**

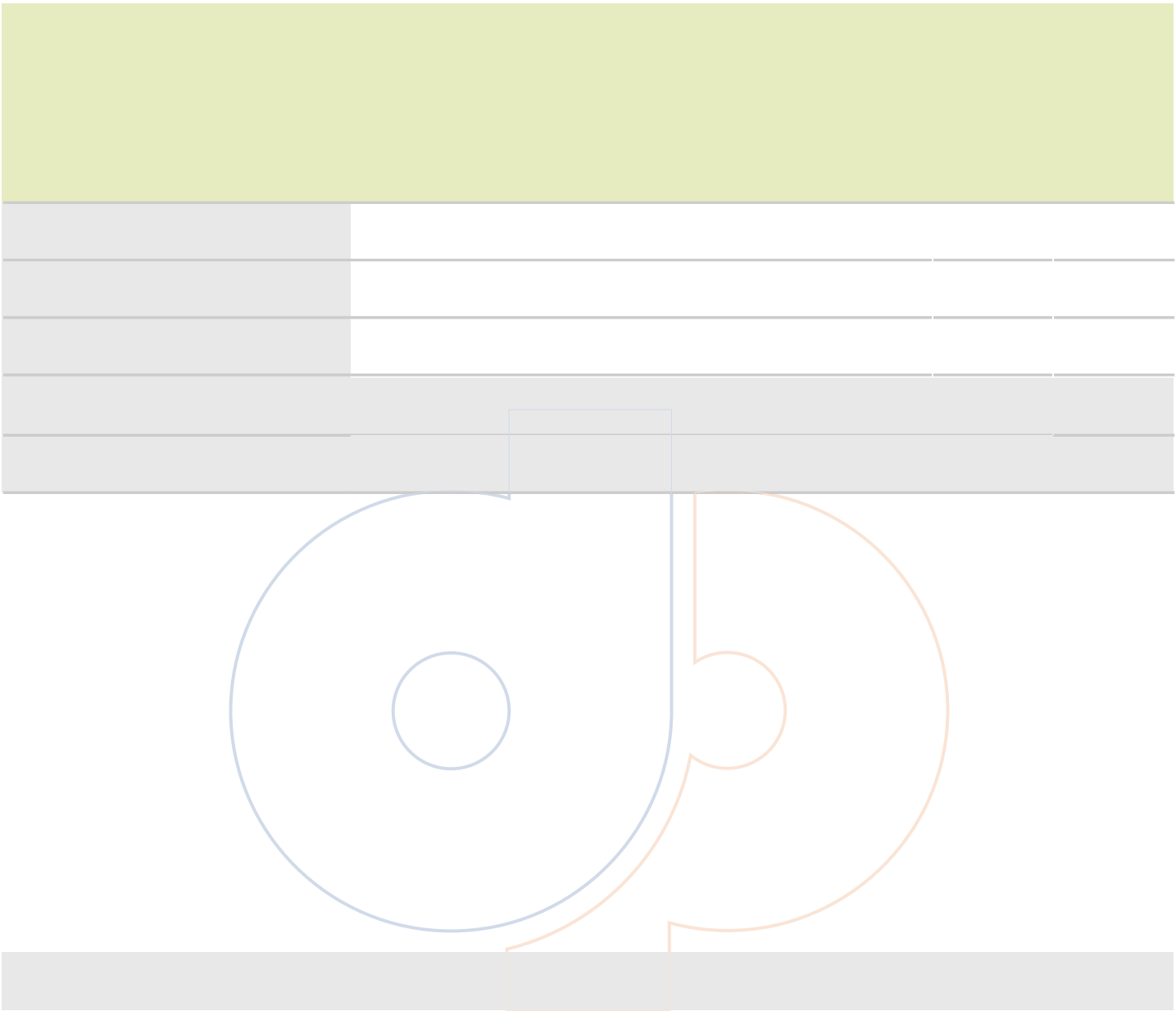
Civil Engineering Technology (bachelor's)		0.0%	0
<b>Communication Disorders</b>		<b>100.0%</b>	<b>20</b>
Community Health		0.0%	0
Computer Information Systems		0.0%	0
Computer Science		0.0%	0
Creative Writing (BFA)		0.0%	0
Criminal Justice		0.0%	0
Economics		0.0%	0
Electromechanical Engineering Technology		0.0%	0
Elementary School Education		0.0%	0
Engineering Graphics & Design		0.0%	0
Engineering Physics		0.0%	0
English		0.0%	0
English Education (TESOL)		0.0%	0
Exercise Science		0.0%	0
Finance		0.0%	0
French		0.0%	0
General Studies (associate's)		0.0%	0
Geosciences		0.0%	0
German		0.0%	0
<b>answered question</b>			<b>20</b>
<b>skipped question</b>			<b>0</b>

**17. 17. Please identify the program/major in which you are earning a degree. If you have a double major, check both of your majors. (Note: Liberal Arts and Integrated Studies Students, check Liberal Arts or Integrated Studies. Do not check your field of study as a major.)**

Graphic Communications Media	0.0%	0
Health & Physical Education	0.0%	0
Health Information Administration	0.0%	0
History	0.0%	0
Industrial Technology (associate's)	0.0%	0
Integrated Studies (BIS)	0.0%	0
Interdisciplinary Early Childhood Education	0.0%	0
Interior Design	0.0%	0
International Business	0.0%	0
International Studies	0.0%	0
Japanese	0.0%	0
Journalism	0.0%	0
Learning & Behavior Disorders	0.0%	0
Liberal Arts	0.0%	0
Logistics & Supply Chain Management	0.0%	0
Management	0.0%	0
Manufacturing Technology	0.0%	0
Marketing	0.0%	0
Mathematics	0.0%	0
<b>answered question</b>		<b>20</b>
<b>skipped question</b>		<b>0</b>

**17. 17. Please identify the program/major in which you are earning a degree. If you have a double major, check both of your majors. (Note: Liberal Arts and Integrated Studies Students, check Liberal Arts or Integrated Studies. Do not check your field of study as a major.)**

Middle School Education	0.0%	0
Music	0.0%	0
Music Business	0.0%	0
Nonprofit Leadership Studies	0.0%	0
Nursing	0.0%	0
Nursing/RN to BSN	0.0%	0
Nutrition, Dietetics, & Food Mgmt	0.0%	0
Occupational Safety and Health	0.0%	0
Organizational Communication	0.0%	0
Philosophy	0.0%	0
Physics	0.0%	0
Political Science	0.0%	0
Psychology	0.0%	0
Public Administration	0.0%	0
Public Relations	0.0%	0
Recreation & Leisure Services	0.0%	0
Social Work	0.0%	0
Sociology	0.0%	0
Spanish	0.0%	0
Telecommunications Systems Mgmt	0.0%	0
<b>answered question</b>		<b>20</b>
<b>skipped question</b>		<b>0</b>

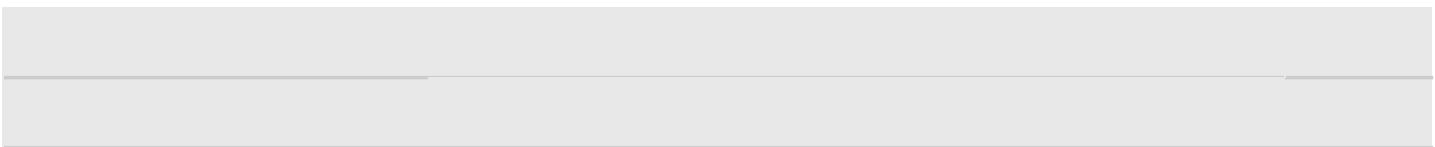





Dy

### 19. 21. Which best describes your situation?

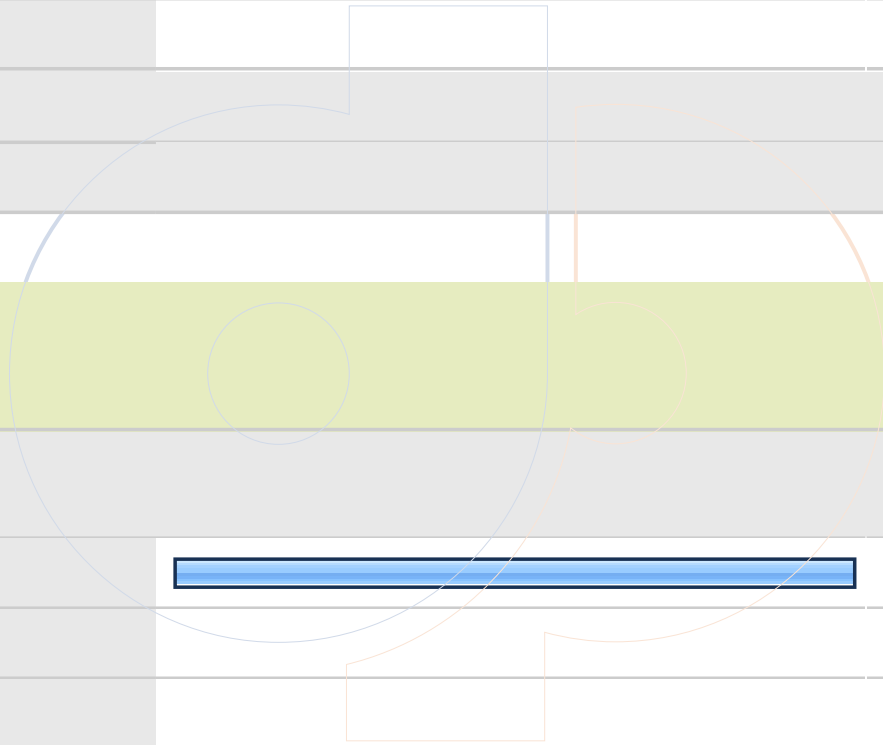
		Response Percent	Response Count
Did not change major/area		75.0%	15
Did not initially declare major/area		0.0%	0
Changed major/area		25.0%	5
		<b>answered question</b>	<b>20</b>
		<b>skipped question</b>	<b>0</b>











22. 24. What time would you havq 1 0 0 1 410.0012 454.4987 cm q 1 0 0 1 123.0015 454.49





### 24. 26. Did you take any online courses while at Murray State?

		Response Percent	Response Count
Yes		90.0%	18
No		10.0%	2
answered question			20
skipped question			0

### 25. 27. Did it take you an extra semester or more to complete degree requirements at Murray State?

		Response Percent	Response Count
Yes		20.0%	4
No		80.0%	16
answered question			20
skipped question			0

Dy





Dy



### 26. 28. Why did it take you an extra semester or more?

answered question	4
skipped question	16

### 27. 29. Did you have trouble getting any course(s) you needed while at Murray State?

		Response Percent	Response Count
Yes		10.0%	2
No		90.0%	18
		answered question	20
		skipped question	0

### 28. 30. Why did you have trouble getting the course?

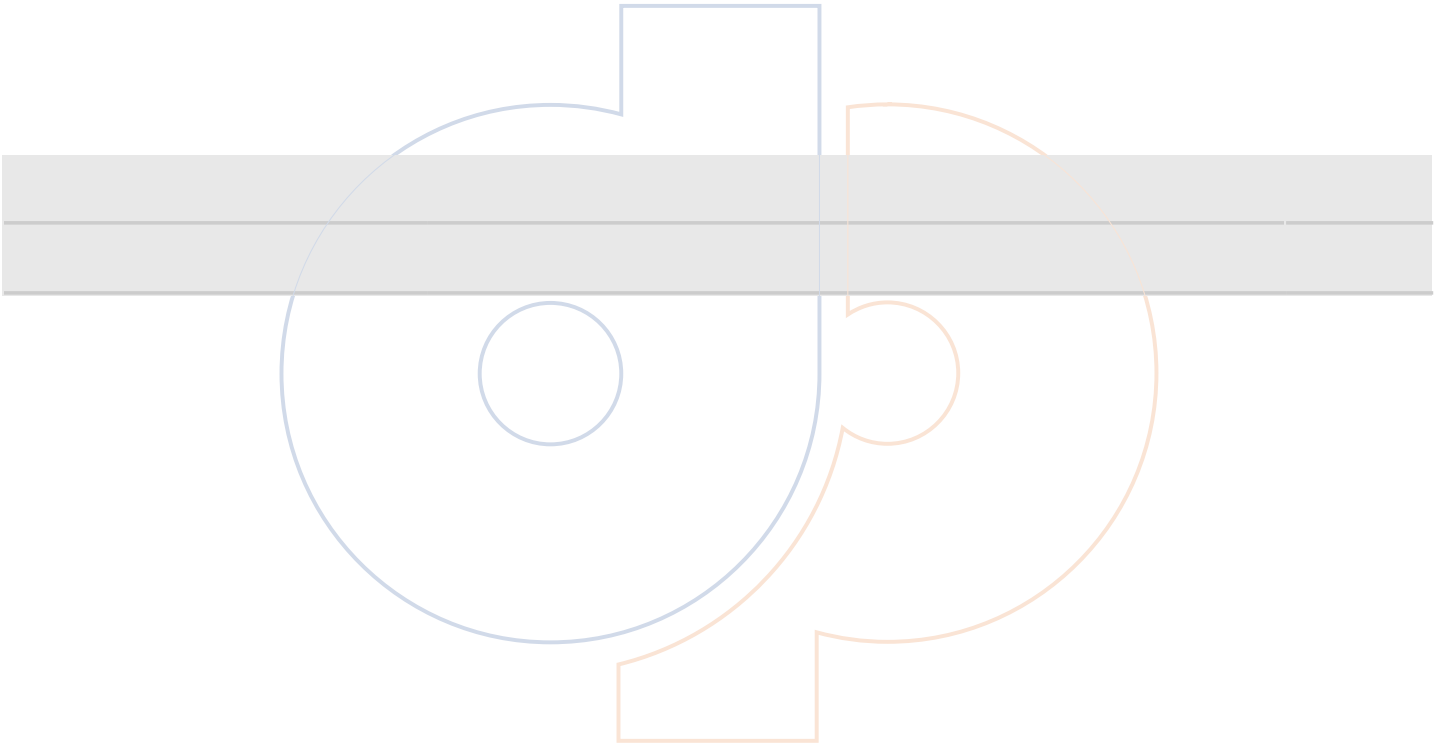
		Response Percent	Response Count
The course was not offered the semester I needed it.		50.0%	1
The course was not offered at hours convenient to my work schedule.		0.0%	0
The course was not offered at hours suitable for my school schedule.		50.0%	1
All course sections were closed.		0.0%	0
I was unaware of the prerequisites for the course.		0.0%	0
		answered question	2
		skipped question	18

### 29. 31. Which statement best describes your experience with off-campus coop/internship?

		Response Percent	Response Count
<b>Cannot judge; I did not have one.</b>		<b>80.0%</b>	<b>16</b>
My experience was very valuable.		0.0%	0
My experience was valuable.		15.0%	3
My experience was of little value.		5.0%	1
My experience was of no value.		0.0%	0
<b>answered question</b>			<b>20</b>
<b>skipped question</b>			<b>0</b>

### 30. 32. Which statement best describes your experience with on-campus faculty-directed research, scholarly, or creative project?

		Response Percent	Response Count
<b>Cannot judge; I did not have one.</b>		<b>60.0%</b>	<b>12</b>
My experience was very valuable.		20.0%	4
My experience was valuable.		20.0%	4
My experience was of little value.		0.0%	0
My experience was of no value.		0.0%	0
<b>answered question</b>			<b>20</b>
<b>skipped question</b>			<b>0</b>




Dy



*Dy*




*Dy*





46 Effectiveness of library



**34. Questions 56-89** For each of these services, activities or programs that you used, please indicate the extent to which you were satisfied that they met your needs. For those that you did not use, mark the "Did Not Use" option.

	Very satisfied	Satisfied	Dissatisfied	Very dissatisfied	Did Not Use	Rating Average	Rating Count
56. African-American/Multicultural Student Services	0.0% (0)	11.1% (2)	0.0% (0)	0.0% (0)	<b>88.9% (16)</b>	3.00	18
57. Blackboard/Canvas	5.6% (1)	<b>88.9% (16)</b>	5.6% (1)	0.0% (0)	0.0% (0)	3.00	18
58. Career Services Office	5.6% (1)	33.3% (6)	0.0% (0)	0.0% (0)	<b>61.1% (11)</b>	3.14	18
59. Cultural programming and activities	5.9% (1)	11.8% (2)	0.0% (0)	0.0% (0)	<b>82.4% (14)</b>	3.33	17
60. Degree audit (MAP report)	35.3% (6)	<b>58.8% (10)</b>	0.0% (0)	0.0% (0)	5.9% (1)	3.38	17
61. Financial Aid Office customer service	5.9% (1)	<b>58.8% (10)</b>	5.9% (1)	5.9% (1)	23.5% (4)	2.85	17
62. Dining Services	11.8% (2)	<b>47.1% (8)</b>	5.9% (1)	17.6% (3)	17.6% (3)	2.64	17
63. Graduation Office	5.9% (1)	<b>64.7% (11)</b>	0.0% (0)	5.9% (1)	23.5% (4)	2.92	17
64. Greek life and activities	29.4% (5)	11.8% (2)	0.0% (0)	0.0% (0)	<b>58.8% (10)</b>	3.71	17
65. Health Services	16.7% (3)	<b>50.0% (9)</b>	16.7% (3)	0.0% (0)	16.7% (3)	3.00	18
66. Honor Societies/Departmental Clubs/Special Interest Organizations	17.6% (3)	<b>58.8% (10)</b>	0.0% (0)	0.0% (0)	23.5% (4)	3.23	17
67. International programs and activities	0.0% (0)	17.6% (3)	0.0% (0)	0.0% (0)	<b>82.4% (14)</b>	3.00	17
<b>answered question</b>							<b>18</b>
<b>skipped question</b>							<b>2</b>








**34. Questions 56-89** For each of these services, activities or programs that you used, please indicate the extent to which you were satisfied that they met your needs. For those that you did not use, mark the "Did Not Use" option.

82. Student Disability Services (SDS)	0.0% (0)	5.9% (1)	0.0% (0)	0.0% (0)	<b>94.1% (16)</b>	3.00	17
83. Transcript requests	27.8% (5)	<b>50.0% (9)</b>	11.1% (2)	0.0% (0)	11.1% (2)	3.19	18
84. Student Support Services (SSS)	5.9% (1)	5.9% (1)	0.0% (0)	0.0% (0)	<b>88.2% (15)</b>	3.50	17
85. Transfer Center	11.8% (2)	23.5% (4)	0.0% (0)	0.0% (0)	<b>64.7% (11)</b>	3.33	17
86. University Counseling Services	0.0% (0)	5.9% (1)	5.9% (1)	0.0% (0)	<b>88.2% (15)</b>	2.50	17
87. Veteran Services	0.0% (0)	5.9% (1)	0.0% (0)	0.0% (0)	<b>94.1% (16)</b>	3.00	17
88. Wellness Center	27.8% (5)	<b>44.4% (8)</b>	11.1% (2)	0.0% (0)	16.7% (3)	3.20	18
89. Women's Center	0.0% (0)	11.8% (2)	0.0% (0)	0.0% (0)	<b>88.2% (15)</b>	3.00	17
<b>answered question</b>							<b>18</b>
<b>skipped question</b>							<b>2</b>

Dy

### 35. 90. To what extent did you participate in Residential College activities?

		Response Percent	Response Count
Did not participate		44.4%	8
Frequently		5.6%	1
Occasionally		22.2%	4
Seldom		27.8%	5
<b>answered question</b>			<b>18</b>
<b>skipped question</b>			<b>2</b>



Dy



*Dy*

**38. Questions 93-102 The University has formulated ten desired "Characteristics of the Murray State University Graduate." Please indicate how effective your MSU experience was in enhancing your abilities in each area.**

	Very effective	Effective	Ineffective	Very ineffective	Rating Average	Rating Count
93. Engage in mature, independent and creative thought and express that thought effectively in oral and written communication;	<b>58.8% (10)</b>	41.2% (7)	0.0% (0)	0.0% (0)	3.59	17
94. Understand and apply the critical and scientific methodologies that academic disciplines employ to discover knowledge and ascertain its validity;	29.4% (5)	<b>58.8% (10)</b>	11.8% (2)	0.0% (0)	3.18	17
95. Apply sound standards of information gathering, analysis and evaluation to reach logical decisions;	41.2% (7)	<b>52.9% (9)</b>	5.9% (1)	0.0% (0)	3.35	17
96. Understand the roles and applications of science and technology in the solution of the problems of a changing world;	23.5% (4)	<b>70.6% (12)</b>	5.9% (1)	0.0% (0)	3.18	17
97. Demonstrate a critical understanding of the world's historical, literary, philosophical and artistic traditions;	17.6% (3)	<b>76.5% (13)</b>	5.9% (1)	0.0% (0)	3.12	17
98. Understand the dynamics of cultural diversity, of competing economic and political systems, and of complex moral and ethical issues;	29.4% (5)	<b>58.8% (10)</b>	11.8% (2)	0.0% (0)	3.18	17
99. Understand the nature of and engage in ethical behavior and responsible citizenship;	35.3% (6)	<b>58.8% (10)</b>	5.9% (1)	0.0% (0)	3.29	17
					<b>answered question</b>	<b>17</b>
					<b>skipped question</b>	<b>3</b>

**38. Questions 93-102 The University has formulated ten desired "Characteristics of the Murray State University Graduate." Please indicate how effective your MSU experience was in enhancing your abilities in each area.**

100. Understand the importance of the behaviors necessary to maintain a healthy lifestyle;	<b>52.9% (9)</b>	47.1% (8)	0.0% (0)	0.0% (0)	3.53	17
101. Demonstrate mastery of a chosen field of study;	<b>64.7% (11)</b>	35.3% (6)	0.0% (0)	0.0% (0)	3.65	17
102. Value intellectual pursuit and continuous learning in a changing world.	<b>64.7% (11)</b>	35.3% (6)	0.0% (0)	0.0% (0)	3.65	17
<b>answered question</b>						<b>17</b>
<b>skipped question</b>						<b>3</b>

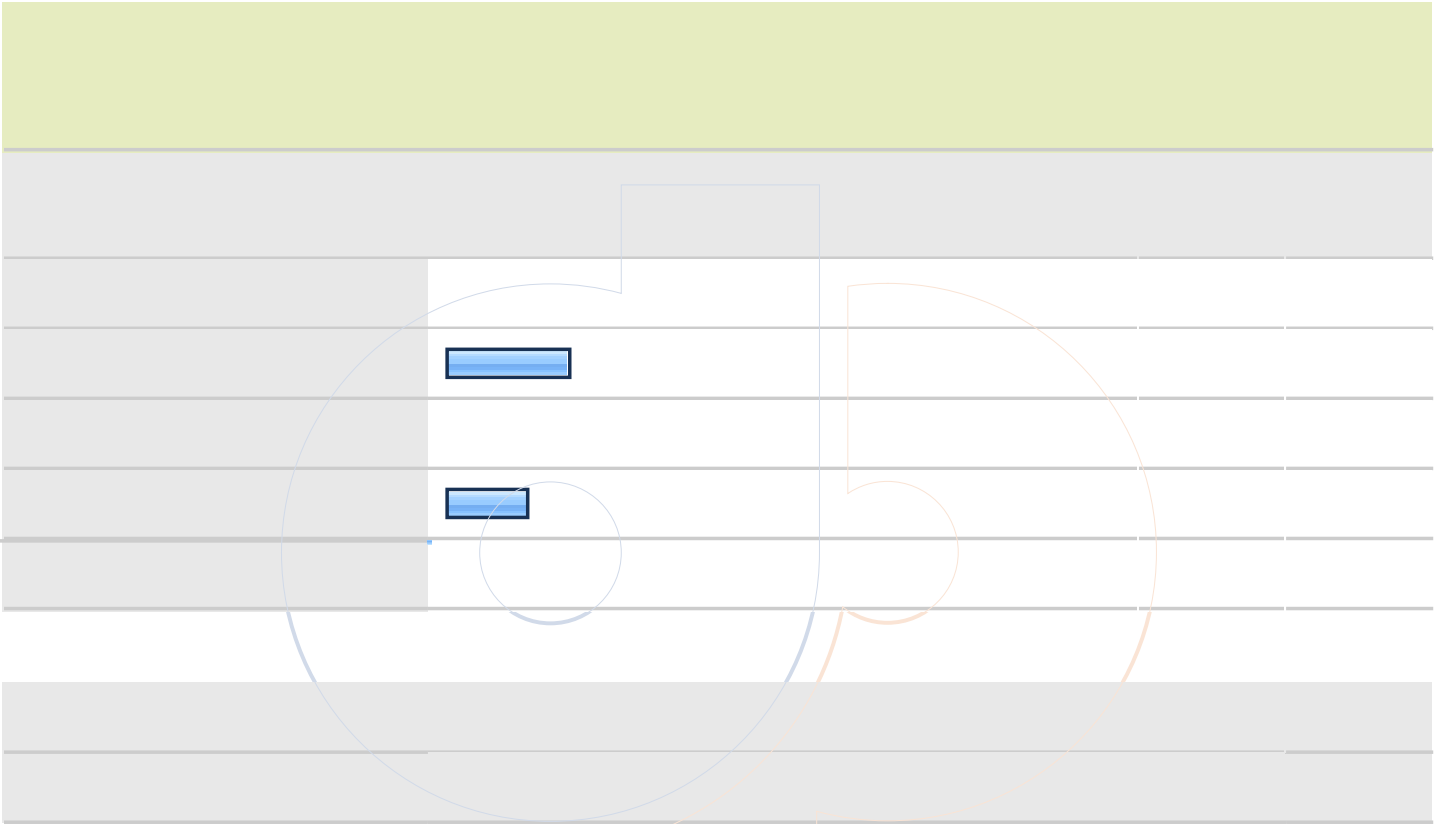

Dy



### 39. 103. What do you expect to do after you graduate?

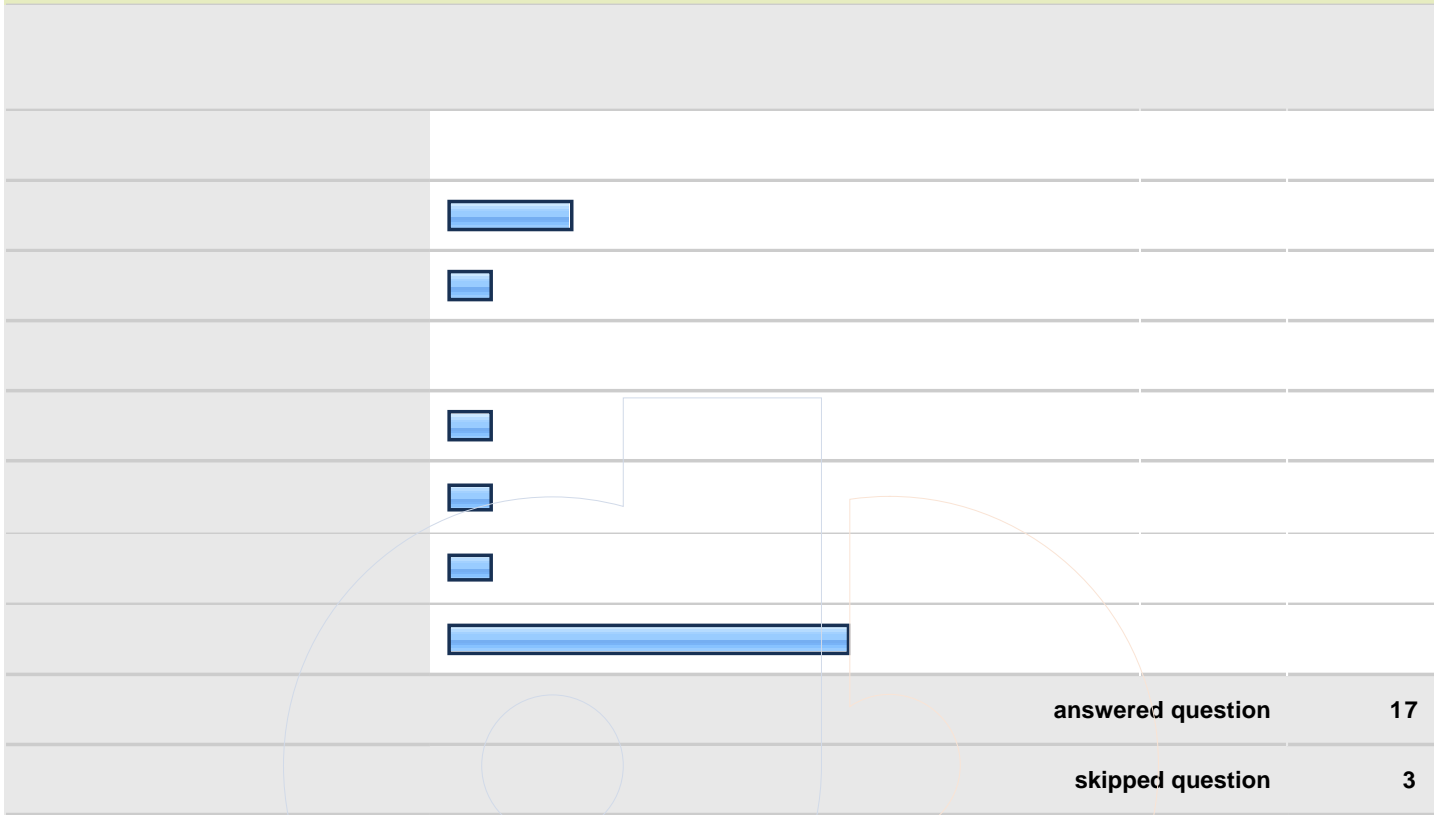
		Response Percent	Response Count
I am unsure of my immediate plans.	<input type="checkbox"/>	5.6%	1
I will look for a job.	<input type="checkbox"/>	5.6%	1
I will continue working in the position I now have.		0.0%	0
I will work at a position I recently accepted.		0.0%	0
I will do additional undergraduate work.		0.0%	0
<b>I will go to graduate school.</b>	<input checked="" type="checkbox"/>	<b>88.9%</b>	<b>16</b>
I will go to law school.		0.0%	0
I will go to medical school.		0.0%	0
I will go to other professional school.		0.0%	0
I will not work or attend school.		0.0%	0
<b>answered question</b>			<b>18</b>
<b>skipped question</b>			<b>2</b>





Dy

### 41. 105. If you intend to work full-time, what do you expect your salary to be?






Dy




**41. 105. If you intend to work full-time, what do you expect your salary to be?**

answered question	17
skipped question	3

**42. 106. If you intend to continue your education, please indicate which statement best describes the institution you will attend.**

		Response Percent	Response Count
Murray State University		47.1%	8
University/College in Kentucky		0.0%	0
University/College outside Kentucky		47.1%	8
Does not apply		5.9%	1
		answered question	17
		skipped question	3

**43. 107. "I would recommend Murray State University to a prospective student."**

		Response Percent	Response Count
Strongly agree		50.0%	9
Agree		44.4%	8
Disagree		0.0%	0
Strongly disagree		5.6%	1
		answered question	18
		skipped question	2

#### 44. Feedback:

	Response Count
	4
answered question	4
skipped question	16



**45. 17. Please identify the program/major in which you are earning a degree. If you have a double major, check both of your majors. (Note: Liberal Arts and Integrated Studies Students, check Liberal Arts or Integrated Studies. Do not check your field of study as a major.)**










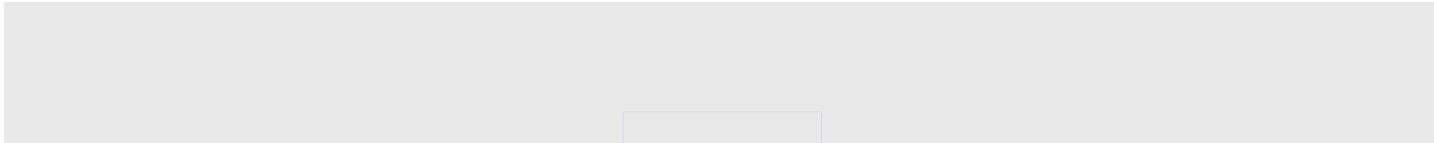
*Dy*





*Dy*





*Dy*